

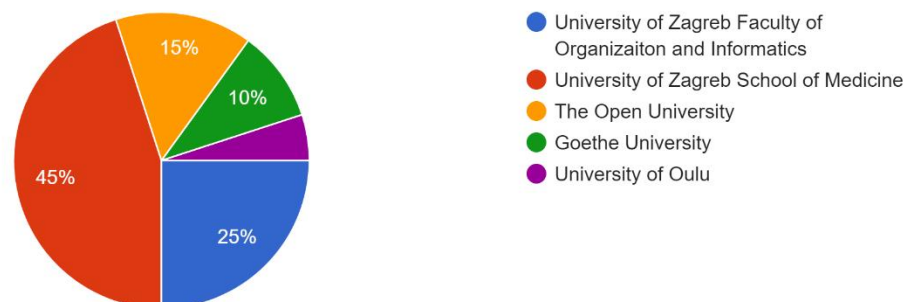
Report on the performed validation of BDP tool updates

Following the feedback on "Evaluation of the BDP concept and tool" collected in January, 2023 the BDP tool was updated with new functionalities and possibilities. Therefore, we kindly invited iLed project team members to validate the updates in the BDP tool and web (14 updates).

The validation results will be the basis for further improvements of the BDP concept and tool as well as used for further research. They will not be used or shared for any other purposes. Please note that comments and improvement suggestions will be especially appreciated for the updates that failed to satisfy.

Likert scale (1= Not satisfied, 2=Satisfied, 3=Completely satisfied) was used to measure satisfaction with updates.

Institution:
20 odgovora



Respondents (total 20):

- University of Zagreb Faculty of Organization and Informatics - 5
- University of Zagreb School of Medicine - 9
- The Open University - 3
- Goethe University - 2
- University of Oulu – 1

Update 1:

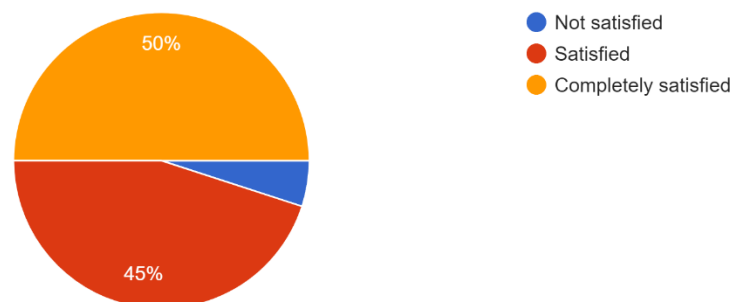
Feedback item: Inability to organize learning outcomes visually, Facilitating the entry of learning outcomes and adjusting the weight (User interface and technical implementation).

Update in the tool: Enabled drag and drop of learning outcomes.



LO4: analyze and argumentatively compare different geometries with respect to their characteristics	
Analysing 30	
LO1: enumerate and distinguish different approaches to geometry	
Understanding 20	
LO2: enumerate and distinguish different models of geometry	
Understanding 10	
LO3: apply the properties of a particular geometry	
Applying 10	
LO5: mathematically prove the validity of all procedures and formulas used in this course	
Evaluating 30	

Answers:



Comments on Update 1:

- No comment :)



- The update is very satisfying and will enable better visual interface and organization of LOs.
- The drag and drop works without problems. The ability to sort the LOs (e.g. by importance) makes it easier for teachers to find their way around when creating learning designs.
- The update has made it easier to amend learning outcomes. The drag and drop functionality is a good inclusion if users want to order their LOs by weighting or make later changes to them.
- Drag and drop boxes are great. On the other hand previous design of LOs was maybe more compact to oversee.
- Really helpful to be able to drag and drop learning outcomes
- Thanks for updating this functionality. This is very useful.
- Drag and drop function is great, but adjusting the weight is still not improved
- This looks like a step in the right direction, but the tool still looks like a rigid framework that somewhat limits my inventiveness and forces me to plan the courses in only one way.


Update 2:

Feedback item: Adding rich text formatting and support for hyperlinks in the text.

Update in the tool: Enabled on all description fields.

Update of the Help page: Added new FAQ "Is it possible to add links to external resources in description fields?".

Description ?

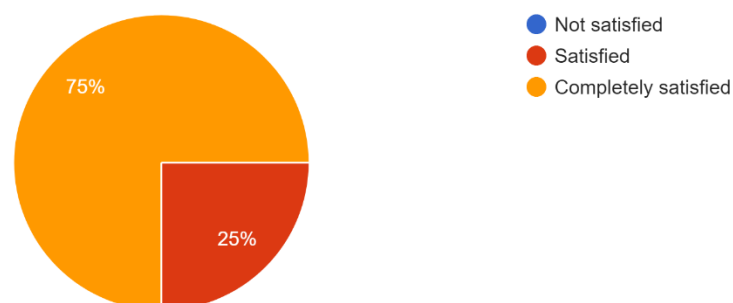
B I U   

Introduction to the topic and to the [method](#).

- Bullet 1

ul > li 

Answers:



Comments on Update 2:

- Works very well



- Rich text formatting and especially the insertion of hyperlinks is very helpful. This allows a more detailed and clearer description of e.g. the TLAs. External sources etc. can also be easily integrated. This function has been implemented perfectly.
- This update allows users to better utilise the tool for planning. They can now link out to ideas and examples in one place rather than having to use different documents.
- Super useful update!
- It makes the fields much more user friendly.
- This is so useful.
- A welcome improvement.

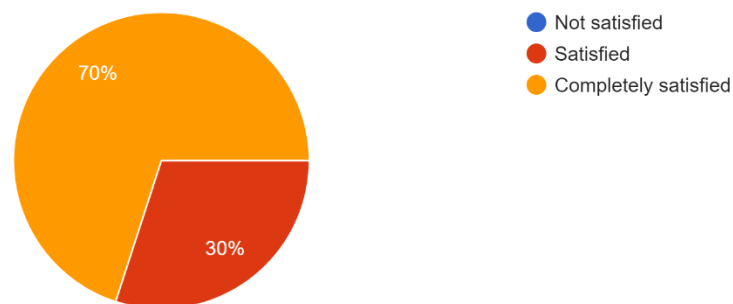
Update 3:

Feedback item: Bigger entities not handy to calculate in minutes, is there a way to select from hours?

Update in the tool: Enabled entry in hours and minutes.

Workload ? hours, min

Answers:



Comments on Update 3:

- I suggest to remove comma after "hours"
- works. Particularly useful for planning over longer periods of time (e.g. longer self-study phases)
- This simplifies a users experience when adding in items which are over an hour. The new format is clear and easy to use.
- Very useful update
- Is it now also possible to calculate in teaching hours (e.g. 1 teaching hour = 45 minutes)
- Not sure it is accommodated for lecture format of 45 minutes, which is very important




- This is exactly what I wanted to have in this field.

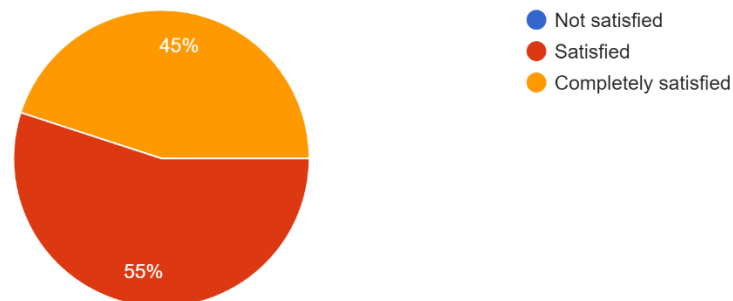
Update 4:

Feedback item: Filtering of analysis page; More structure of the presentation of the analysis part in form of a dashboard.

Update in the tool: Analytics page reorganized through tab navigation.



Answers:



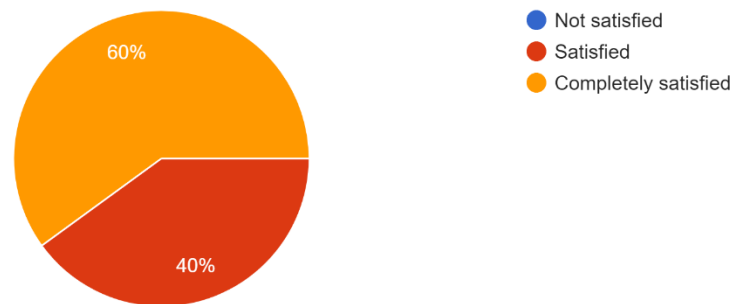
Comments on Update 4:

- This feature increases organizational aspects and structural elements of the tool.
- The feature works as described. However, the amount of clicking increases somewhat and the overall overview of the dashboard is somewhat lost. However, you can target specific areas of analysis that are of most interest to you at the moment.
- Before the page was full of information and it was difficult to navigate to find what might be of interest. The new format using tabs to filter the information reduces the cognitive overload from before.
- Super useful update! Helps a lot with the analysis of the LD. Wonderful!
- This is more neat than before, easy to navigate, and intuitive (tab titles are self-understandable).

Update 5:

Feedback item: Analysis tab - Learning outcomes section -> graph colors changer should not be changed on page refresh

Update in the tool: Fixed.



Comments on Update 5:

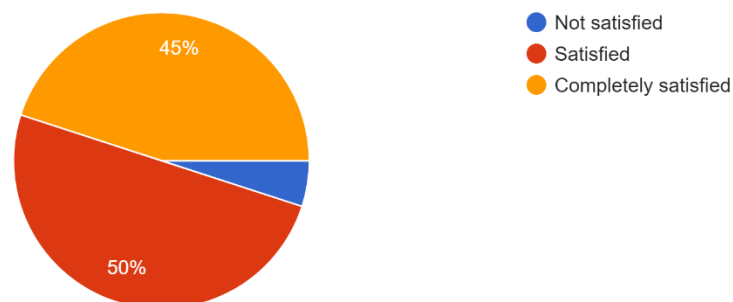
- Did not notice this before the update. Agree that colors should not change on refresh.
- This is expected behaviour, so the fix is welcome.

Update 6:

Feedback item: Explain the difference between simple and advanced option.

Update of the Help page: Explanation available in FAQ - "What is the difference between simple and advanced level of course planning?".

Answers:



Comments on Update 6:

- It might be useful to link to two different example courses (one using the simple option and one using the advanced option) so that users can see what features are



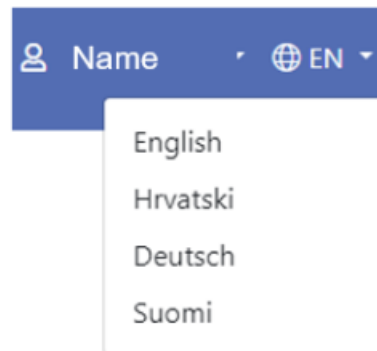
available/not available. A short screencast comparing the two might also be helpful to make the differences clearer.

- common question and great update!
- Short answer looks good to me, but some might prefer more elaborate answer.

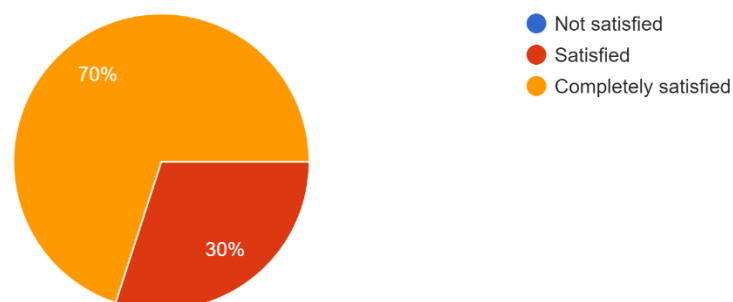
Update 7:

Feedback item: Language selection.

Update in the tool: BDP available in 4 languages.



Answers:



Comments on Update 7:

- This looks very professionally in the tool :)
- Excellently done! Surely it will contribute to use and visibility of the BDP tool.
- This is very helpful and will certainly increase acceptance among teachers. Only tested for German language. Some of the wording still needs to be adapted. Certain technical terms such as "constructive alignment" are also not translated into German, as they are familiar in the original English version.



- The only improvement that could be made is that when you change language you are taken back to the BDP 'My courses' overview page. It would be a more fluid experience if changing the language did not do this.
- Very nice
- Thanks for adding this language feature
- Great work! Maybe some sort of AI translator could be used to translate the tool to even more languages.

Update 8:

Feedback item: Enable that repeatable activities are available in drop down menu at the level of learning unit. The content of the drop-down menu can be filled with activities at the beginning and during the course design. Pre-prepared models for planning in form of certain pedagogical approaches e.g. flipped classroom.

Update in the tool: New option - topic and unit templates. Saving existing topics and units as templates, loading templates to any course design. All templates are available through templates database (option in user profile).


Update of the Help page: Added new FAQ "Is it possible to use repeatable activities within units and topics?"



NEW TOPIC ?

+

OR LOAD FROM TEMPLATE



The screenshot shows a user profile dropdown menu. The menu is open, displaying three options: "Templates database", "Profile", and "Logout". The "Logout" option is highlighted in blue.



Templates database

TOPIC TEMPLATES

UNIT TEMPLATES

 FC - Hyperbolic geometry Template

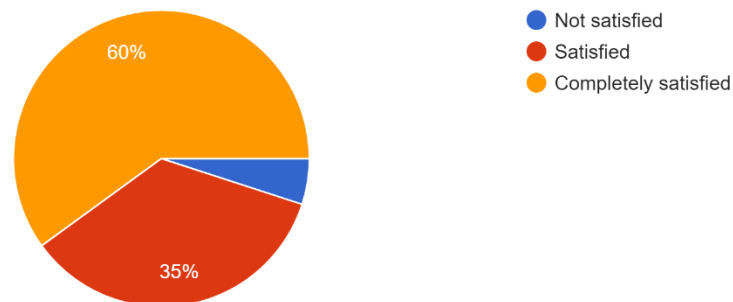


🕒 50h 5min

▼

model the hyperbolic plane using FC

Answers:



Comments on Update 8:


- This is very helpful and will certainly increase acceptance among teachers. It would certainly also be helpful if the templates could be shared with other teachers (shared template database).
- The 'load from template' only becomes available when you have a template saved. It would be better if the load from template button was always there but if you didn't have any templates saved it gave an error message saying something like 'You don't have any templates saved. To save a template...' and use the wording of the FAQ. This will mean that people who may not have visited the FAQs or hadn't thought about templates would be more aware that it is a possibility.
- Very useful
- Great and very useful option. Thank you all!



Update 9:

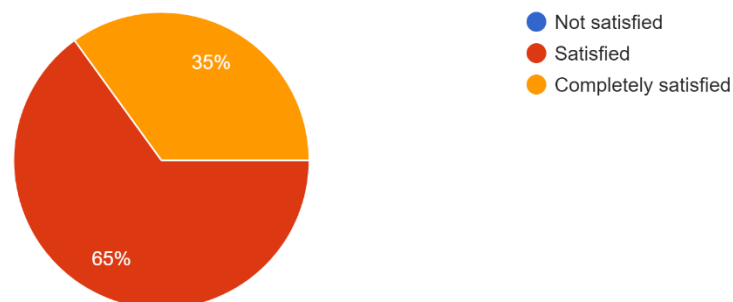
Feedback item: Difficult to remember divisions of assessment topics between units, would be handy to have a reminder available -> seeing different topic learning outcomes distributions at the same time.

Update in the tool: Total awarded assessment points are displayed under TLA Edit interface below Assessment points field.

Assessment points 

Total assessment points used in the course: 129

Answers:



Comments on Update 9:

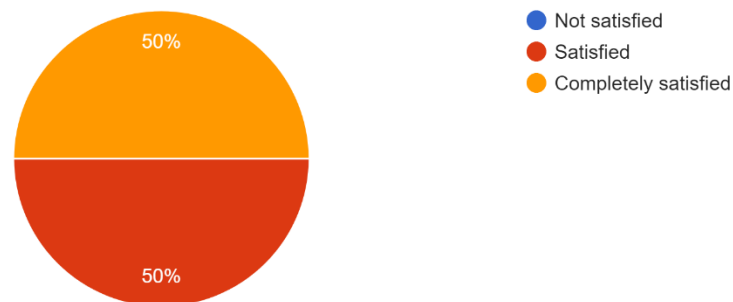
- It would be useful to have a kind of list of TLAs that has certain assessment points
- very helpful!
- The tool is still complex and more reminders would be helpful, but this is a welcome improvement.

Update 10:

Feedback item: Learning units and units are not clearly clarified.

Update of the Help page: Additional video on constructive alignment available in Help (title: Constructive alignment).

Answers:



Comments on Update 10:

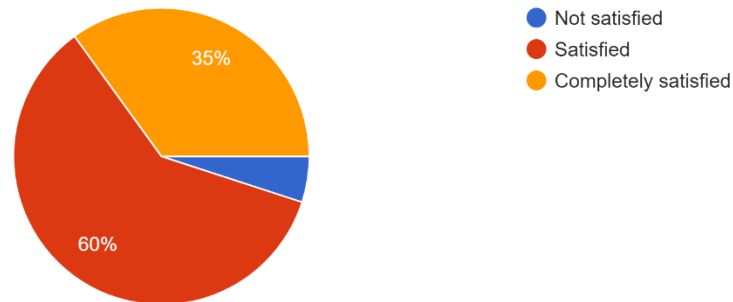
- The video is helpful in explaining constructive alignment and highlighting that the tool has ways you can see if constructive alignment has been achieved. What isn't quite clear is how these graphs get the data for if something is constructively aligned (e.g. is it drawn from when you align a unit to LOS, the TLAs or just assessments?)
- Video is great, but I am not sure if units are explained in this specific video. Maybe it was more explained in video How to plan in the BDP tool - detailed tutorial?
- Not sure why video on constructive alignment is now in Help
- I thought that it had already been clarified in FAQs, but all the instructional videos further enhance the clarification and are very useful.

Update 11:

Feedback item: "Ideal" assessment points per LOs.

Update of the Help page: Additional video on constructive alignment available in Help.

Answers:



Comments on Update 11:

- Useful for new users or the ones that need repetition.
- I'm afraid it isn't clear what the update was here so I am unable to comment on it.
- I am sorry, I don't think I understand this...
- Thanks for the additional video that explains a lot of most frequent questions.

Update 12:

Feedback item: Copy course's for example from others to then utilize their layouts/plans and to have a base to work with.

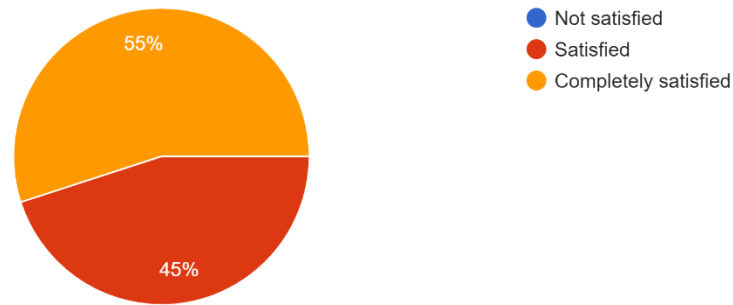
Update in the tool: Users can load and preview demo courses instead of creating empty ones. Option available under My courses -> add New course or load demo course.

Update of the Help page: Added new FAQ "Is it possible to use some learning design (courses) as an template?"





Answers:



Comments on Update 12:

- Maybe here could be the option to copy one of my own courses
- Contributes to speed of the BDP tool use.
- Very good, this is very helpful and makes it easier for teachers to get started with learning design. Modifying and adapting an existing LD (self-created or created by others) is easier for most teachers than starting from scratch.
- Great feature!
- This is a very good new feature that I am keen to try
- You could consider enabling sharing courses. Creating a database of actual courses (if authors are willing to share them) and not only generic demo courses.
- Great option.

Update 13:

Feedback item: When topics are connected with the LOs (contributions), it will be possibly useful to do it in a simpler form, possibly adding a tab between "course details" and "planning," which will enable "macro planning" - defining the topics and connecting them with the LOs. In practice, this is the last matrix in the Analysis tab (without points).

Update in the tool: While assigning Learning outcomes to specific topic, sum of total contribution from all topics to specific learning outcome is visible.

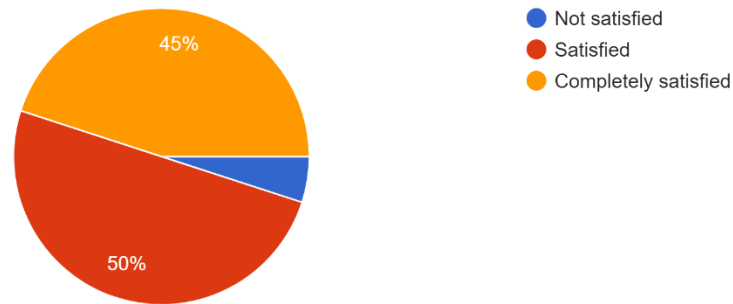
Assign learning outcomes to topic 'Compassion and Self-Compassion Template '

Select	Topic contribution (0-100 %)	Total contribution from all topics	Learning outcome
<input checked="" type="checkbox"/>	<input type="text" value="100"/>	100 %	Develop an understanding of empathy
<input type="checkbox"/>	<input type="text" value="%"/>	0 %	Demonstrate how to be empathetic to others

SaveCancel



Answers:



Comments o Update 13:

- Related to this option - graphs related to LOs in assessment could be more readable (text below, size, axis names...)
- very helpful.
- This is a useful overview of the LOs. The only suggestion for change is the 'total contribution' column doesn't seem to change/add up before saving. You have to save and then come back into the screen to see what the new total is.
- Wonderful! This has been requested a lot and is super helpful!
- From this response, it is a bit unclear whether the feedback item was really properly addressed.
- This will make it easier to estimate the topic contributions to the learning outcomes.

Update 14:

Update of the Help page:

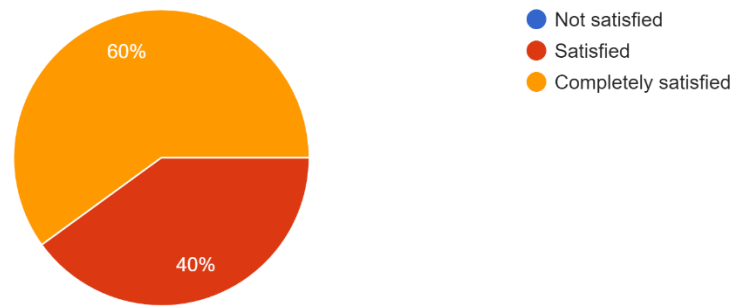
- added new video "Constructive alignment" in section video lessons
- added three questions in section FAQ (Is it possible to add links to external resources in description fields?; Is it possible to use repeatable activities within units and topics?; Is it possible to use some learning design (courses) as a template?)

New page:

- News and Updates (<https://learning-design.eu/en/news>) to make new functionalities and updates of BDP tool more visible to users



Answers:



Comments on Update 14:

- Great!
- Great improvements in help section make it easier to learn and understand how to work with this valuable tool.

Conclusion:

In the validation of the BDP tool participated 20 participants, mostly iLed project team members that are familiar with different versions of the BDP concept and tool.

Most of the respondents are satisfied with updates in the tool and found them in line with the evaluation report and the short-term plan adopted by the project consortium.

Comments on updates will be taken into consideration for further improvements and upgrades of the BDP tool.